



IDEA PROPOSAL

Type of Digital Media Product: Photoshop art

Topic / content:

- > Photo shopping photography
- > Geometry and math-graphs influence

What will happen:

- Use picture as a background layer on Photoshop
- Add layers on top of it
- Draw geometric shapes/ graphs on top / added to it accordingly
- Explanation on what type of graph is used. Equation of graph and how it was mapped out

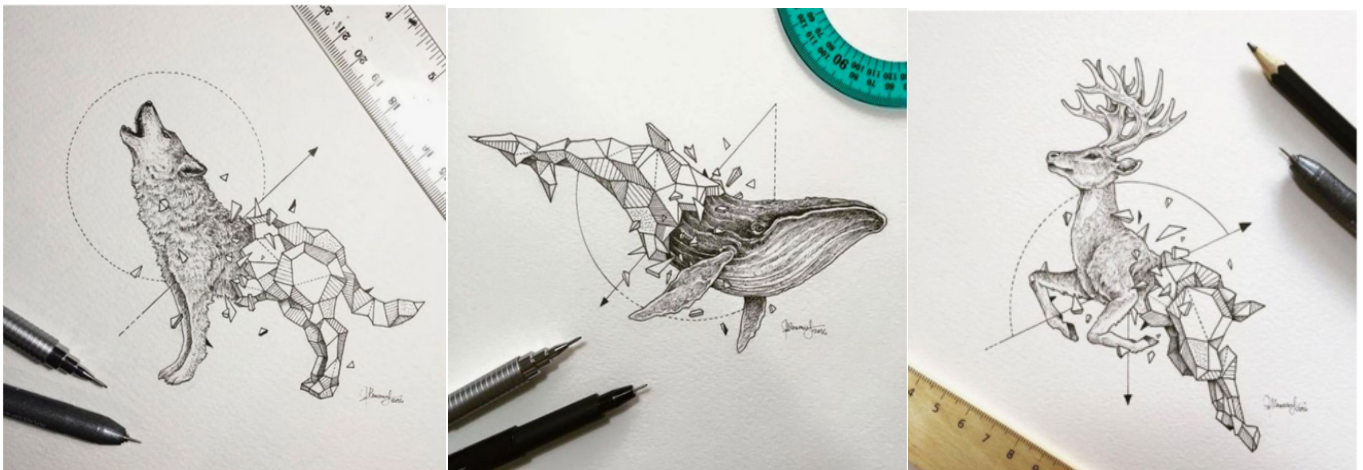
Software used:

- > Photoshop
- > Affinity

Equipment Required: Laptop & Camera

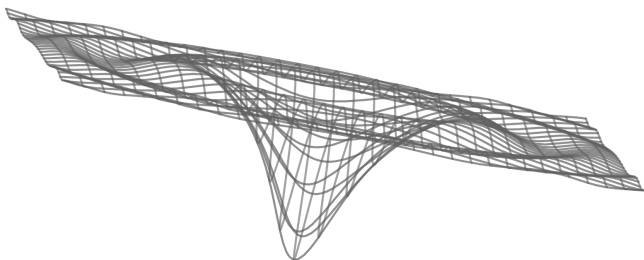
Inspiration/ Artist Influence:

I will incorporate the geometric side of these art pieces into my artwork but instead of drawing the realistic animals, I plan to use pictures I take instead.

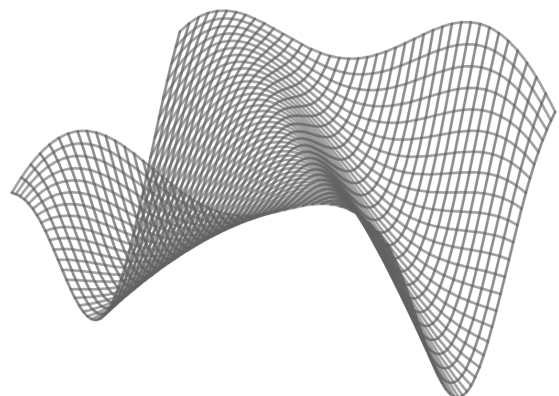


Graph Examples:

The geometric designs will use these graphs as a template



$$f(x, y) = \cos(x+y) + (x^2/6) - (y^2/6)$$



$$f(x, y) = d\cos((x^2 + y^2)/4) / (x^2 + y^2 + 1)$$